




Utility Management

Quantum's FacTS™ software offers a comprehensive, integrated, flexible information management system for environmental, health, and safety professionals. The FacTS Utility Management feature of the Environmental Reporting and EHS Management Suites allow users to identify and track different utility systems, quantities, and cost. This information is useful in calculating air emissions and water effluents, and tracking business and sustainability program goals.

Quantum's Utility Management feature provides the user with tools to track:

- Type of utility: electricity, natural gas, water, propane, steam
- Vendor contact information
- Meter ID and location
- Quantity used, unit of measure, cost

The quantity used can be stored as daily readings, specific date ranges, monthly, quarterly, or yearly. Customers can store total quantity and cost from bills or record each line item on a bill, including each surcharge. FacTS automatically calculate monthly totals from daily readings, or average daily usage and costs from summary bills.



If bills are provided electronically, the information can be imported into FacTS using the **Data Builder** feature. Information can also be entered manually.

Standard reports total the usage by building, facility, division, region, or corporate level for a specific date range.

COMPLIANCE REPORTING

Utility information can be used for environmental compliance reports including greenhouse gases (GHG), hazardous air pollutants (HAPS), toxic air pollutants (TAPS), and water discharge amounts for publicly owned treatment works (POTW) and National Pollutant Discharge Elimination System (NPDES) reports.

INTEGRATED PROJECT TRACKING

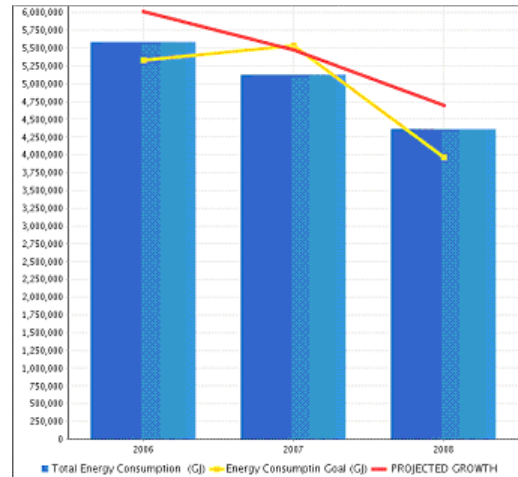
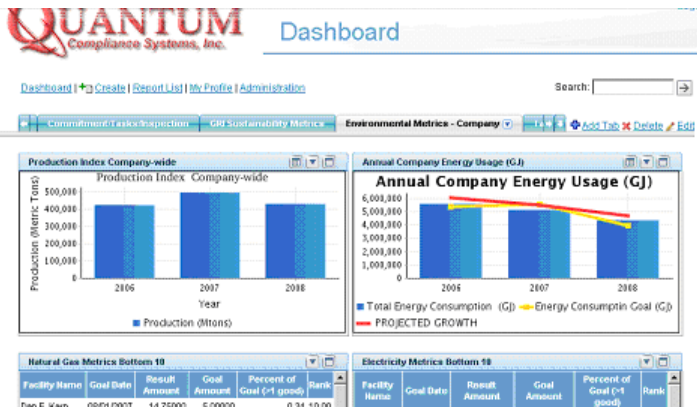
More and more businesses are tracking business and program goals such as reduction in energy use or increase in recycling. Utility Management can be used in conjunction with FacTS Project Tracking to track status on goals or make projections on how to meet goals. When used along with other features of the Environmental Reporting or EHS Management suites, reports can be generated for but limited to:

- Global Responsibility Initiative (GRI)
- Carbon Disclosure Program (CDP)
- The Climate Registry (TCR)



- California Climate Action Registry (CCAR)
- EPA Climate Leaders Registry (EPA CL)
- Pharmaceutical Environment Group (PEG)

Output can be displayed in different formats, including graphics and charts, using our **EHS Dashboard**. This business intelligence tool visually demonstrates EHS metrics' role in supporting organizational goals and strategy, and shows how your metrics affect this strategy.



In addition, Dashboard lets you track and publish key performance indicators (KPIs) for utility use, and determine new goals. It also lets you easily collaborate and share knowledge across the organization.

© 2010 ~ Quantum Compliance Systems, Inc.